

# VICTROLA™

## WOODEN RECORD CRATE

Model: VA-20

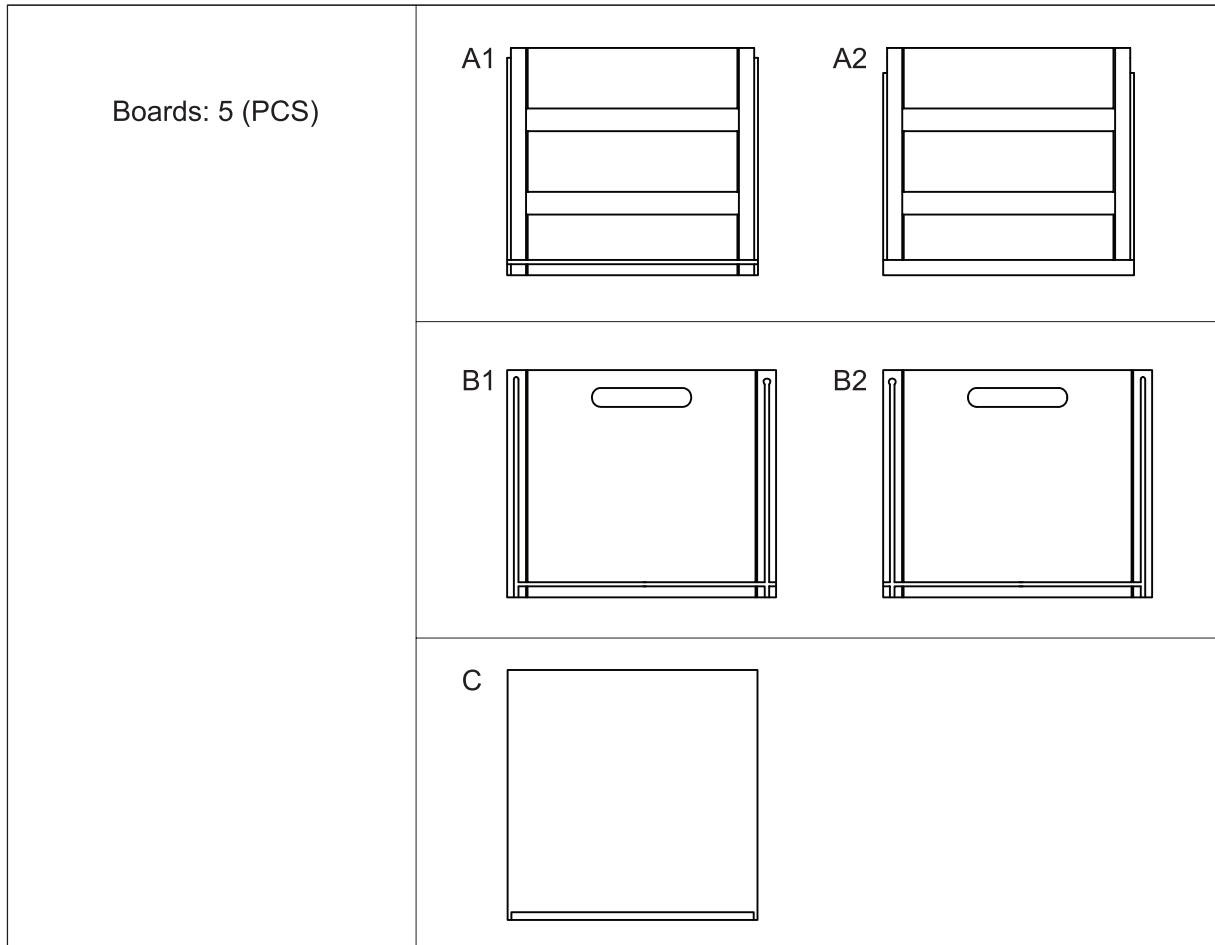


### Instruction Manual

Please read this instruction manual carefully before use  
and keep it for future reference.

# ASSEMBLY INSTRUCTIONS

## PARTS LIST

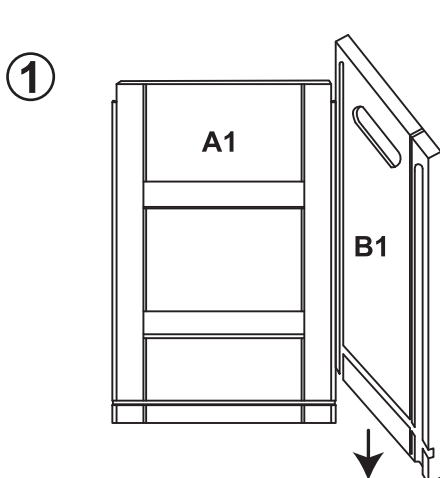


## ASSEMBLING THE CRATE

Place all 5 boards on a clean flat surface and make sure all the labels (A1, A2, B1, B2, C) are facing up. Keep in mind, while putting together the labels will all be on the inside of the crate.

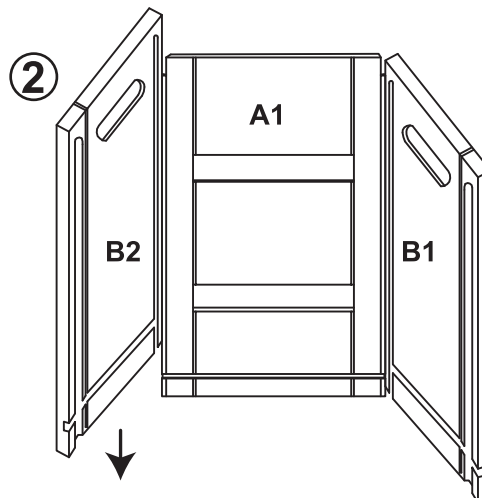
### STEP 1:

Put the right side of A1 into the left slot of B1.



### STEP 2:

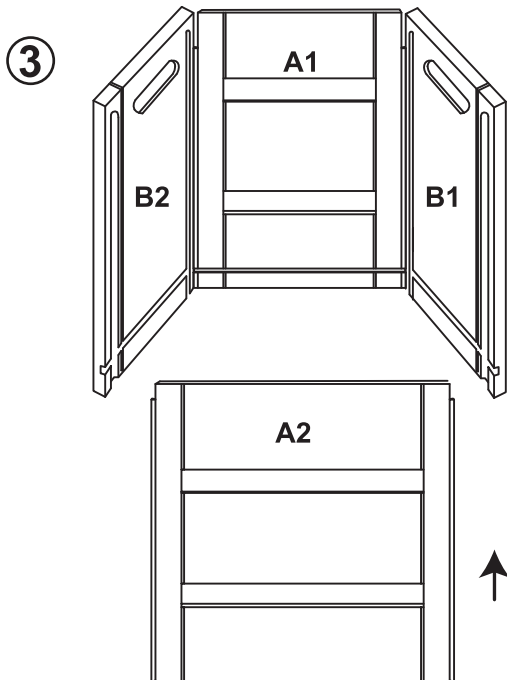
Put the left side of A1 into the right slot of B2.



## ASSEMBLY INSTRUCTIONS

### STEP 3:

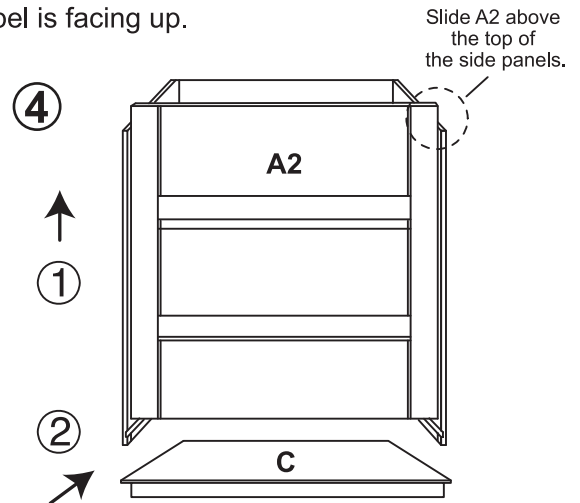
Put A2 into the slots of B2 and B1.  
(A2 Label facing the inside of the crate)



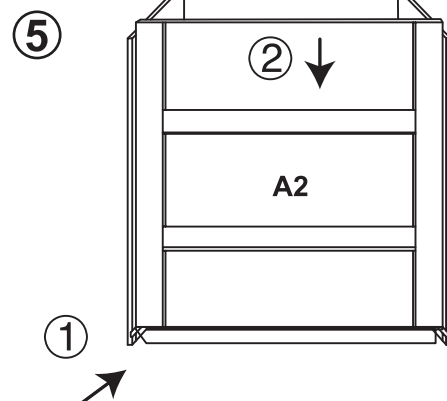
### STEP 4:

1. Push A2 to the top position,
2. then slide C into bottom slots (2).

Note: Make sure the C panel with label is facing up.



- STEP 5:**
1. Make sure C is pushed all the way forward into the slots of B2, A1, & B1.
  2. Push A2 back into place.



**WARNING:** When holding the crate, make sure to hold by the handles **ONLY**.

## SPECIFICATIONS

### SPECIFICATIONS

Weight: 5 lbs (2.3 kg)

Product Size: 14" (355 mm) W x 13.25" (336mm) D x 11.75" (298mm) H

Please note: As a result of continual improvements, the design and specifications of this product are subject to change without notice. (*Records and sleeves are not included.*)

### WARNINGS:

- Read, heed and follow all instructions in the manual before operating.
- Keep this manual in a safe place for future reference.
- Choose unit location carefully. Avoid placing it in direct sunlight or close to a heat. Also avoid locations subject to vibrations and excessive dust, cost or moisture.
- Do not use liquid cleaners or aerosol cleaners. Use a damp cloth for cleaning.
- This product should be moved with care to avoid damage or injury.
- Do not sit or stand on unit to avoid injury.



You can download the complete EU conformity declaration from [www.victrola.com/eudoc](http://www.victrola.com/eudoc)

Imported by:

Exertis Supply Chain Services Ltd.

M50 Business Park, Ballymount Rd. Upper, Dublin 12, D12 T4C2, Ireland

This product is manufactured and sold by Innovative Technology Electronics LLC. Victrola and the Victrola logo are trademarks of Technicolor or its affiliates and are used under license by Innovative Technology Electronics LLC. Any other product, service, company, trade or product name and logo referenced herein are neither endorsed nor sponsored by Technicolor or its affiliate.

Made In China.